



District Report Card: 2017


State: Tamil Nadu	District: Thiruvarur
Class: 3	Subject: Language
Schools: 60	Students: 834


Participation/Coverage


Students

 GENDER	Boys		Girls	
	Number	%	Number	%
	380	45.56	454	54.44

 AREA	Rural		Urban	
	Number	%	Number	%
	729	87.41	105	12.59

 CATEGORY	SC		ST		OBC		GEN	
	Number	%	Number	%	Number	%	Number	%
	469	56.24	4	0.48	357	42.81	4	0.48

 CWSN	LD	VI	HI	S&LD	ID	Oth
	4	2	1	1	5	3

 Management	Government		Government-aided	
	Number	%	Number	%
	623	74.70	211	25.30

Average Performance of Students in Language (%)

Overall	Gender		Area		Management		Social Group			
	Male	Female	Rural	Urban	Govt.	Aided	SC	ST	OBC	GEN
59.70	56.42	62.45	59.53	60.89	58.84	62.24	58.18	56.67	61.53	78.33

Performance on Learning Outcomes (LOs)

Learning Outcomes	Description	Average Performance(%)
L304	Reads small texts with comprehension i.e., identifies main ideas, details, sequence and draws conclusions	59.17
L312	Reads printed scripts on the classroom walls: poems, posters, charts etc.	60.77

Range of Performance of Students who Answered Correctly							
Below 30%		30% - 50%		50% - 75%		Above 75%	
Number	%	Number	%	Number	%	Number	%
86	10.31	202	24.22	345	41.37	201	24.10

Lowest Performing Learning Outcomes (LOs)

- 1 - Reads small texts with comprehension i.e., identifies main ideas, details, sequence and draws conclusions (59.17)
- 2 - Reads printed scripts on the classroom walls: poems, posters, charts etc. (60.77)